




Technical features

Length  30' 5"

Beam  9' 8"

Persons  12


Beds  X

Weight 


Engine  1 - 2

Min. power  400 Hp

Max power  700 Hp

Shaft Length  1XXL - 2XXL

Fuel tank  153 Gal

Water tank  26 Gal

Category   B

Upholstery

BASIC
LUXURY

For Upholstery see the last page

VOYAGER 30

OPEN LINE



STANDARD Accessories

Luxury cabin
Exhauster gas
Compass
Full cushions with floating foam
Gas cooker
Fridge cabin
Shower system
Stereo system
Fuel gauge
Water gauge
Washbasin
Navigation lights
Refrigerator cabinet in oak
Stand-up cabinet seat in teak
WC cabinet in oak
Bow roller
2 Porthole consolle
Automatic bilge pump
Port objects
Cockpit in seadeck / teak
Redan hull HIS
Anchor winchr
White hull
Telescopic ladder
Battery switch
Water tank
Fuel tank
Complete set of SS handrail
Stand-up seat
FWD support table
External upholstery
Luxury upholstery
Side pockets
Hydraulics steering
Electric horn
Electric marine WC with black tank

OPTIONAL

Anchor and chain
SS Anchor and chain
Boiler warm water
Hull colour
Chain counter
FWD sunpad and cushions
Bow platform with ladder
Bow thruster
Hydraulic flaps
Fridge external
Hard Top
Hard Top with SS bimini top
Additional battery system
Ski pole kit
Courtesy led lights in cockpit
Underwater light
Double swim platform with S/S ladder
Double swim platform with teak
220V / 110V shore power
Silver / Black Kit
Soft Top
Soft Top with SS bimini top
Switch battery electric
Auxiliary engine bracket
Stern table with support
Consolle cover
Consolle and seat cover
Overall cover *
SS bimini top
Trellis antennas

* Only if not installed Soft - Hard Top

